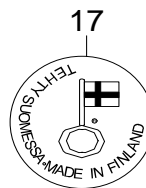
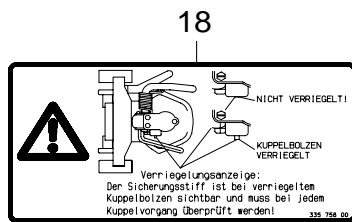
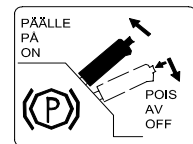
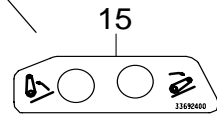
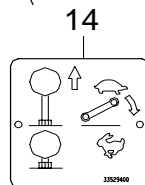
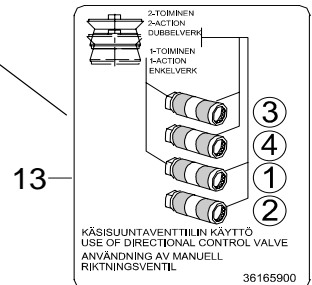
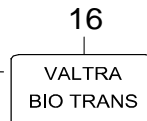
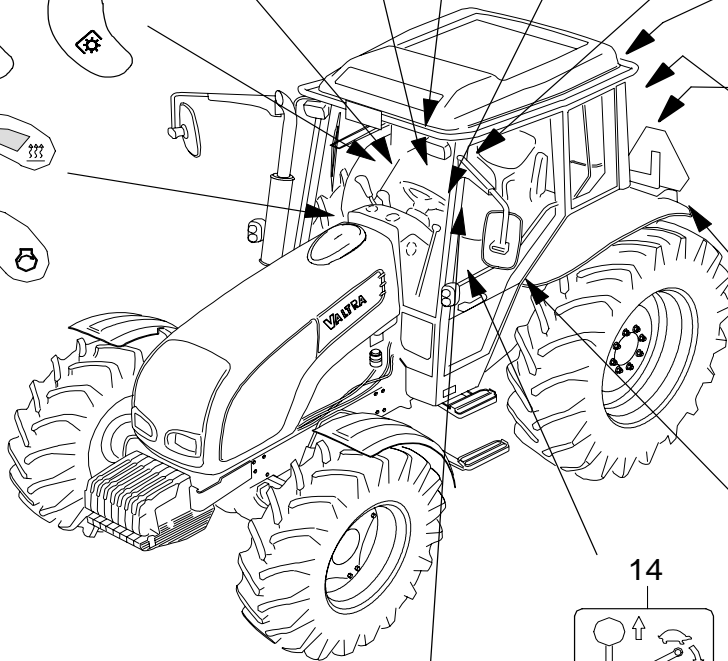
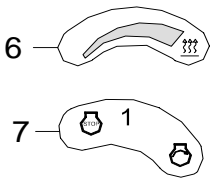
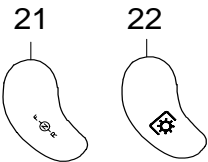
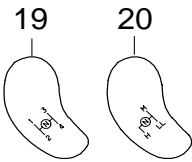
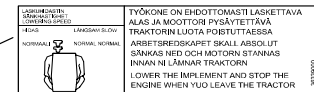
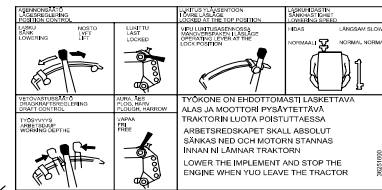
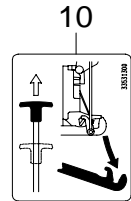
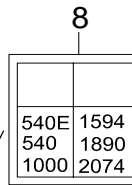
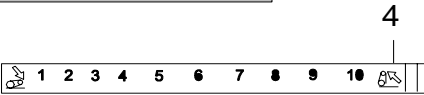
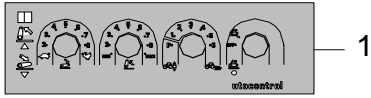
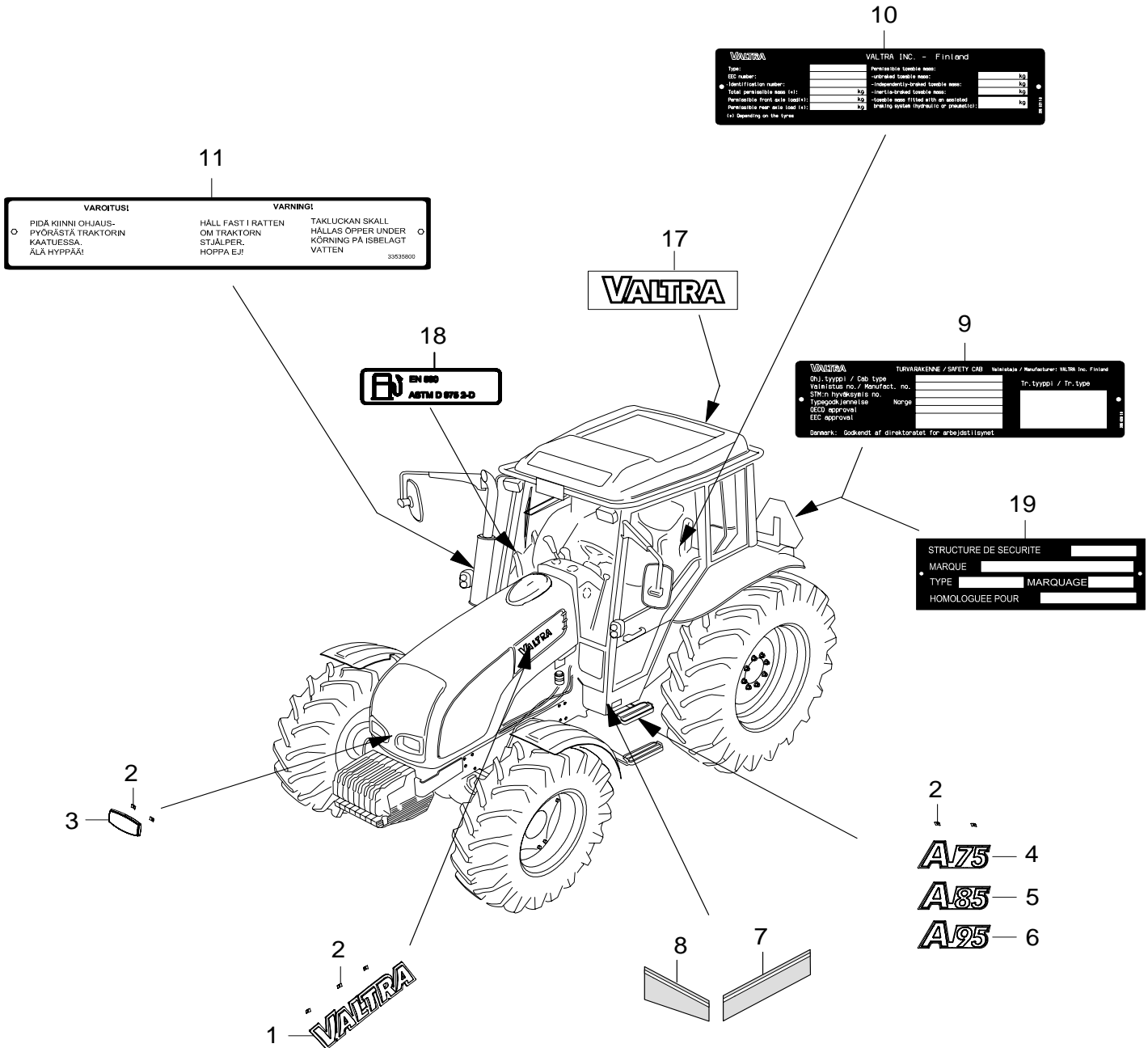
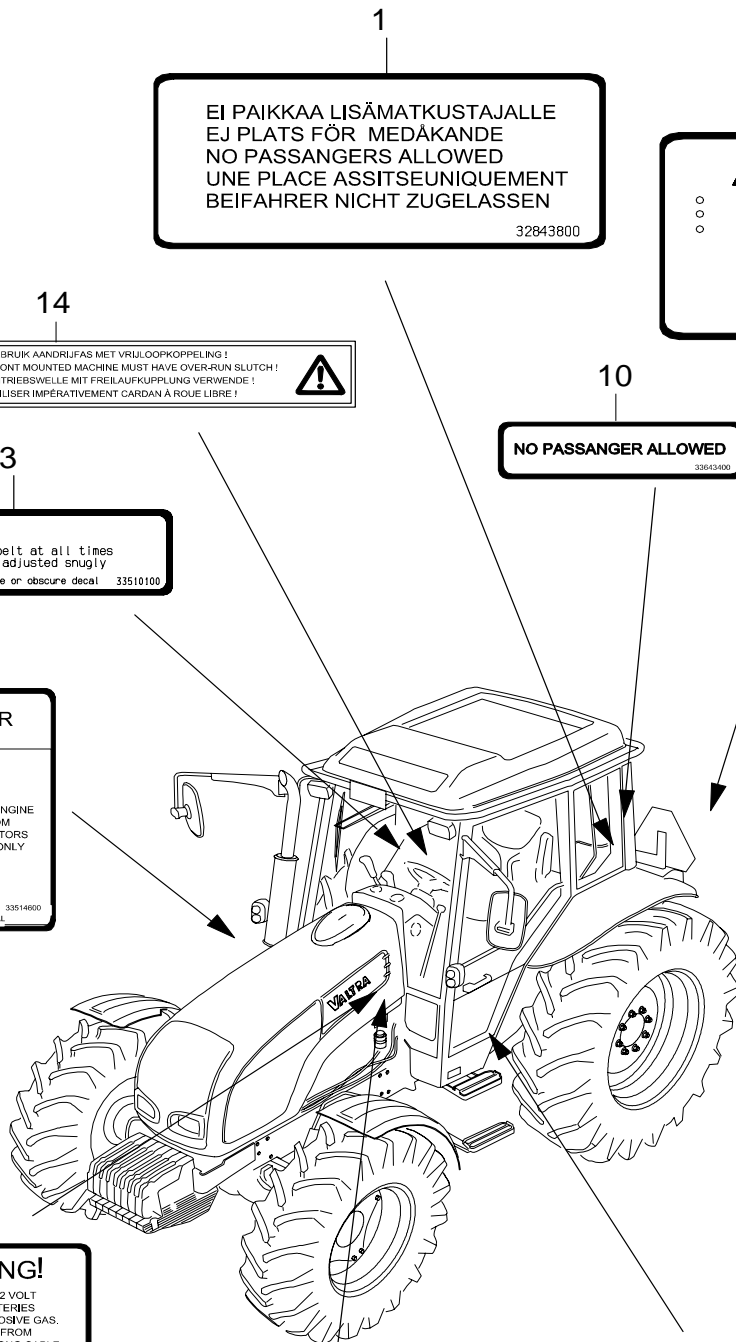


TUNNUS 32907400	1000	0	540	2
TUNNUS 32907500	540E	0	540	3







1
**EI PAIKKAA LISÄMATKUSTAJALLE
 EJ PLATS FÖR MEDÅKANDE
 NO PASSANGERS ALLOWED
 UNE PLACE ASSITSEUNIQUEMENT
 BEIFÄHRER NICHT ZUGELASSEN**
 32843800

2
WARNING
 ⚠
 ○ Keep PTO safety shield in place for protection
 ○ Keep hands, feet and clothing away from PTO and other moving parts.
 ○ Center and lock drawbar when using PTO
 To prevent equipment damage or separation of implement driveline, position drawbar to implement equipment as follows:
 PTO Shaft 540 rpm - 6 spline 1000 rpm - 6 spline
 PTO Shaft End to Hitch Pin Hole 15-7/8 in. (400mm) 15-7/8 in. (400mm)
 33555200

14
 FRONTAFTAKAS: GEBRUIK AANDRIJFAS MET VRIJLOOPKOPPELING!
 FRONT PTO: FRONT MOUNTED MACHINE MUST HAVE OVER-RUN SLUTCH!
 FRONTZAPFWELLE: ANTRIEBSWELLE MIT FREILAUFKUPPLUNG VERWENDE!
 PDF AVANT: UTILISER IMPÉRATIVEMENT CARDAN À ROUE LIBRE!
 ⚠

10
NO PASSANGER ALLOWED
 33643400

5
WARNING
 ⚠
 TO AVOID POSSIBLE TRACTOR OVERTURN. PULL ONLY FROM DRAWBAR OR LOWER LINKS OF THREE POINT HITCH.
 Do not remove or obscure decal
 33510300

3
CAUTION
 ⚠
 Use seat belt at all times
 Keep belt adjusted snugly
 Do not remove or obscure decal 33510100

6
WARNING
 ⚠ Always disengage PTO and stop engine before attaching or detaching PTO shafts or working on PTO driven equipment.
 Always attach PTO cover when PTO is not in use.
 DO NOT REMOVE OR OBSCURE DECAL
WARNING
 ⚠ Do not stand between tractor and equipment when operating controls.
 Use only with VALTRA approved tractor drawbar or hitch.
 33510400

4
DANGER
 ⚠
 START ENGINE FROM OPERATORS SEAT ONLY
 33514600
 DO NOT REMOVE OR OBSCURE DECAL

11
 S
 e17
 VALTRA 333 305 00
 0002 00
 m = 16000kg
 S = 29.4kN

12
 S
 e17
 VALTRA 333 305 00
 0003 00
 m = 5000kg
 S₁ = 8.5kN
 S₂ = 10kN
 S₃ = 15kN
 S₄ = 25kN

13
 S
 e17
 VALTRA 333 305 00
 0004 00
 m = 5000kg
 S₁ = 8.5kN
 S₂ = 10kN
 S₃ = 15kN
 S₄ = 25kN

9
WARNING!
 ELECTRICAL SYSTEM IS 12 VOLT NEGATIVE GROUND. BATTERIES CONTAIN ACID AND EXPLOSIVE GAS. EXPLOSION CAN RESULT FROM SPARKS, FLAMES OR WRONG CABLE CONNECTIONS. TO CONNECT JUMPER CABLES OR CHARGER, SEE MANUAL FOR THE CORRECT PROCEDURE. FAILURE TO FOLLOW THE ABOVE INSTRUCTIONS CAN CAUSE SERIOUS PERSONAL INJURY OR DEATH
 33730100

7
CAUTION
 ⚠ Keep all shields, covers and guards fastened in place while engine is running.
 DO NOT REMOVE OR OBSCURE DECAL
WARNING
 ⚠ Do not touch hot parts.
 33510500

8
CAUTION
 ⚠
 Before operating, read operators manual thoroughly.
 Do not start engine until everyone is a safe distance from tractor and equipment.
 Keep all shields, covers and guards in place while engine is running.
 Keep hands, feet and clothing away from power driven or moving parts.
 Always drive with due care and attention.
 Brake pedals must always be coupled together when independent brakes are not being used.
 Before leaving tractor, apply parking brake, lower equipment, stop engine and remove key from starter switch.
 Put the range lever in the neutral position in order to use the external lift controls.
 Ensure that all wheel and rim nuts are tightened as specified in operators manual.
 On public roads, use SWM emblem and flashing warning lights where required by law.
 DO NOT REMOVE OR OBSCURE DECAL

CAUTION

To avoid injury

- Read the Operator's Instruction Book for safety information and operating instructions.
- Fasten your seat belt before tractor operation.
- Start engine only when seated in operator's seat.
- Make sure everyone is clear of tractor and equipment before starting engine or operation.

- Keep all shields, covers and guards in place and stay away from moving parts while engine is running.
- Place transmission shift lever in neutral and apply parking brake before using external 3-point hitch controls.
- Apply parking brake, lower equipment, stop engine and remove key before leaving the tractor unattended.

- Wait for all movement to stop before servicing tractor or equipment.
- Securely support or block lifted implements which must be in the raised position for servicing or adjustment.
- Couple brake pedals together for road travel.
- Use flashing warning lights and SMV emblem when on public roads, except where prohibited by law.
- Always drive with care and attention.

36149400

WARNING

USE SEAT BELT.
Keep seat belt adjusted snugly.

Do not jump if tractor tips.

36149800

WARNING

Beware of hot surfaces.

36151400

DANGER	DANGER	WARNING
Pull only from approved drawbar or lower links of 3-point linkage at horizontal position or below.	Rotating driveline contact may cause serious injury or death. Keep all driveline tractor and equipment shields in place during operation.	Stand clear when using switch to move 3 point hitch.

36150400

WARNING

NO RIDERS

36149900

DANGER

Start only from seat with transmission and PTO in neutral.
Starting in gear kills.

WARNING

Remove negative cables from batteries before removing solenoid cover and before servicing the electrical system.

36150200

WARNING

Beware hot parts.

To avoid personal injury, keep all shields, covers and guards in place while engine is running.

36150000

WARNING

Keep hands clear of fan and belts while engine is running.

36149900

WARNING

Battery posts, terminals, and related accessories contain lead and lead compounds, chemicals known to the State of California to cause cancer and reproductive harm.
Wash hands after handling.

36151500

DANGER

--	--	--	--

Always shield eyes and face from battery. Cigarettes, flames or sparks could cause battery to explode. Do not charge or use booster cables or adjust post connections without proper instruction or training.

POISON causes severe burns. Contains sulphuric acid. Avoid contact with skin, eyes or clothing. In event of accident flush with water and call a physician immediately. Keep out of reach of children.

36150100

DANGER	DANGER
Pull only from approved drawbar or lower links of 3-point linkage at horizontal position or below.	Rotating driveline contact may cause serious injury or death. Keep all driveline tractor and equipment shields in place during operation.

36150900

WARNING

Personal injury could result from PTO driveline separation.

1. Drawbar supplied provides standard distance "A". Do not change.

PTO RPM	SHAFT SIZE	DISTANCE "A"
540	35mm (1.38 in)	356mm (14.0 in)
1000	35mm (1.38 in)	406mm (16.0 in)

2. Three-point link distance "C" and mounted implement distance "D" may not be standard.

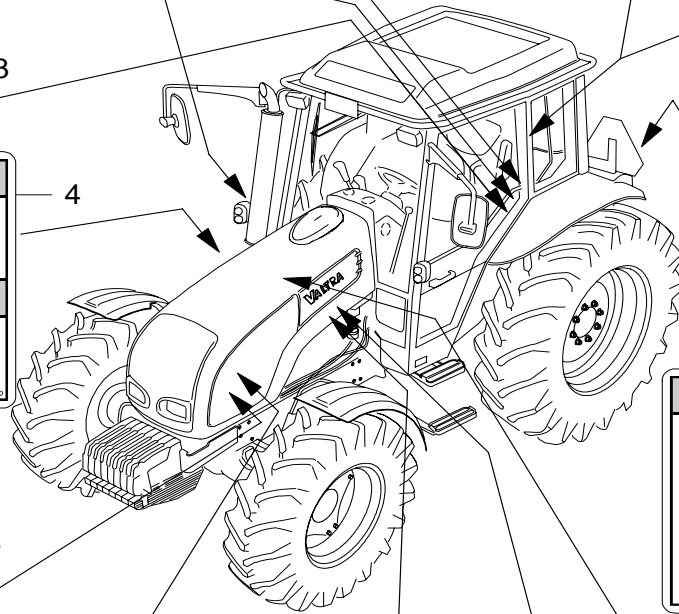
Measure distance "B" over complete lift range for tractor and implement combination. Select driveline length to ensure that driveline will not bottom out at minimum distance "B" and will have sufficient overlap at maximum distance.

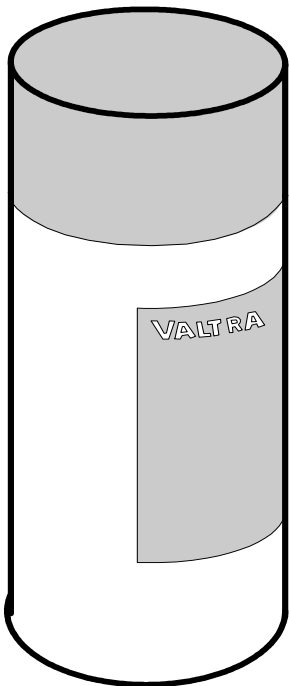
36150300

WARNING

High pressure steam and hot water. Remove filler cap with extreme care.

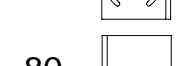
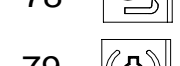
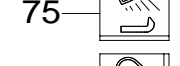
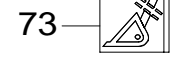
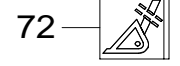
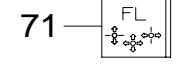
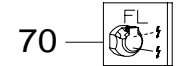

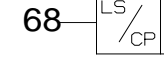
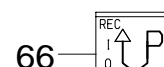
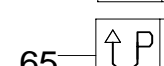
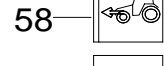
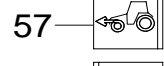
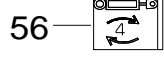
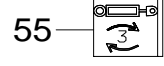
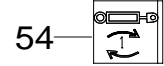
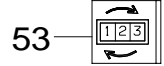
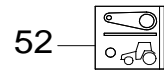
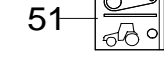
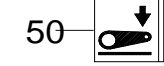
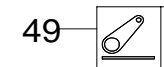
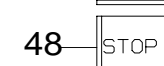
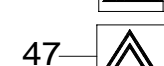
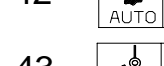
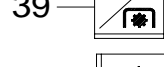
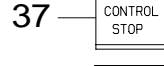
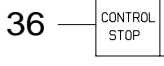
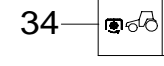
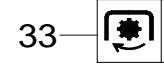
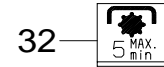

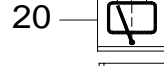
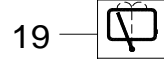
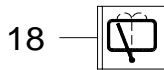
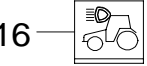
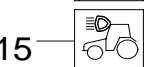
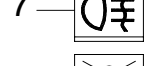
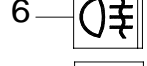
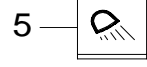
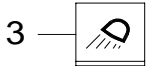
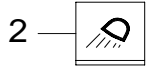
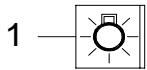
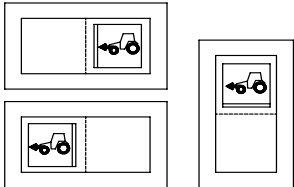
36149700



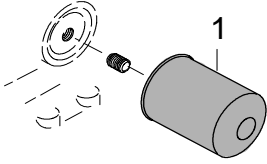




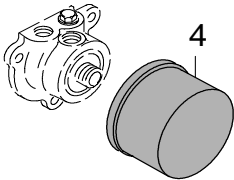
Linssin asennus
Lens adjustment



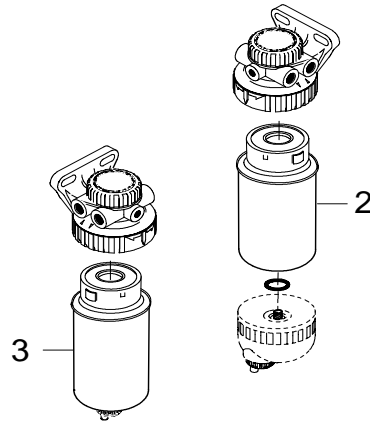
OILFILTER ENGINE



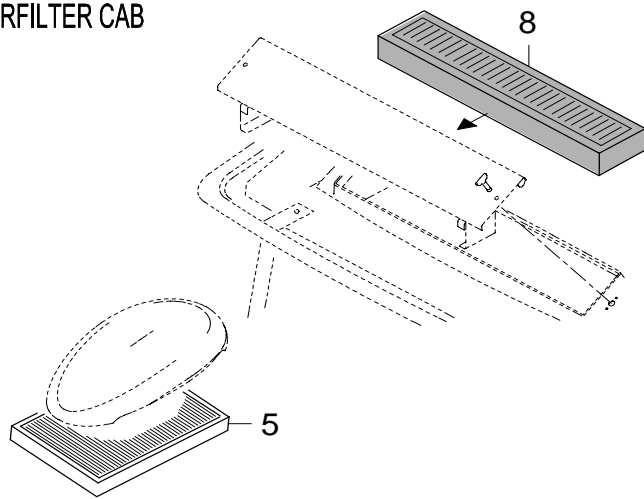
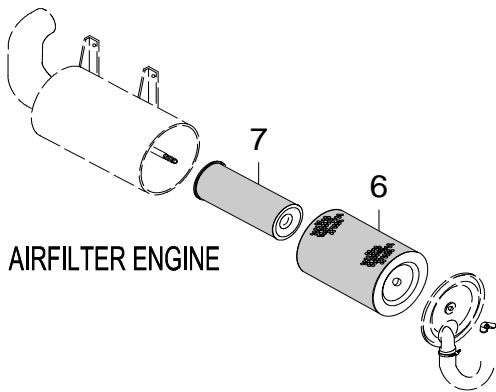
OILFILTER GEARBOX



FUEL FILTER



AIRFILTER CAB



HYDRAULIC FILTERS

